

4-17-17

Aim: SWBAT get introduced to geometry terms AND name and identify vertical and adjacent angles.

Do Now: Get ready to take notes

HW: WS


## Intro to Geometry

Undefined terms: point, straight line, plane

**Point:** Simplest figure in geometry. A point has no dimensions (no length, no width, no height)

•A

**Line:** A figure defined by two points that extend infinitely in both directions. A line has length, but it does not have width or height.




$\overleftrightarrow{AB}$  line AB

$\overleftrightarrow{BA}$  line BA

### Subsets of a Line

**Line Segment:** A portion of a line containing two endpoints. A segment has length, but no width or height.

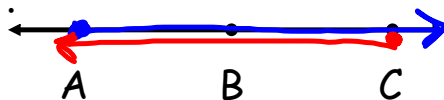


$\overline{XY}$   
 $\overline{YX}$

segment XY

segment YX

**Ray:** An infinite portion of a line that has one endpoint.



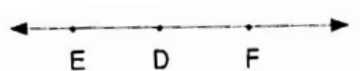
$\overrightarrow{AC}$   
starting point

Ray AC

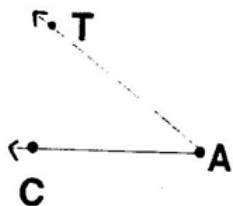
$\overrightarrow{CA}$

## Angles

**Collinear Rays:** Rays that lie on the same line.



The rays below have the same endpoint, but are not collinear.



**Plane:** A never ending flat surface in space. Three non collinear points determine a plane.

## HOMWORK

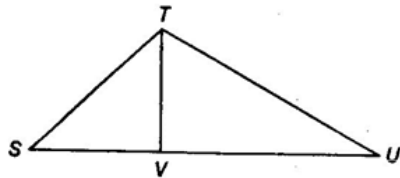
### Basic Geometric Figures

Draw a picture. Write the symbol.

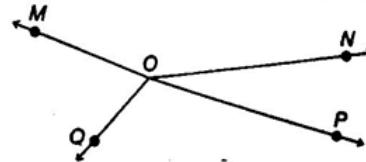
1. Draw segment AB.
2. Draw point X.
3. Draw ray OT.
4. Draw line YZ.
5. Draw lines CD and EF that are parallel.
6. Draw two lines that intersect at point Y.

Use the figures to find the answers.

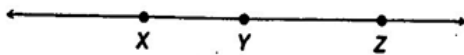
7. Name the six segments shown in the picture.



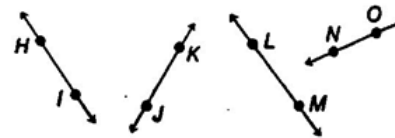
8. Name the four rays shown in the figure.

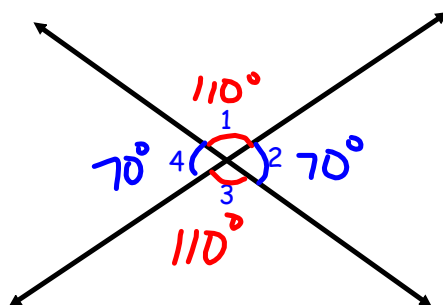


9. Use the three points to name three different segments.



10. Which two lines appear to be parallel?





Name four pairs of adjacent angles.

$\angle 1$  and  $\angle 2$

$\angle 2$  and  $\angle 3$

$\angle 3$  and  $\angle 4$

$\angle 4$  and  $\angle 1$

Name two pairs of vertical angles.

$\angle 1$  and  $\angle 3$

$\angle 2$  and  $\angle 4$